

Report on

Enrollment & Retention

Based on Official Data
for
Spring 2016

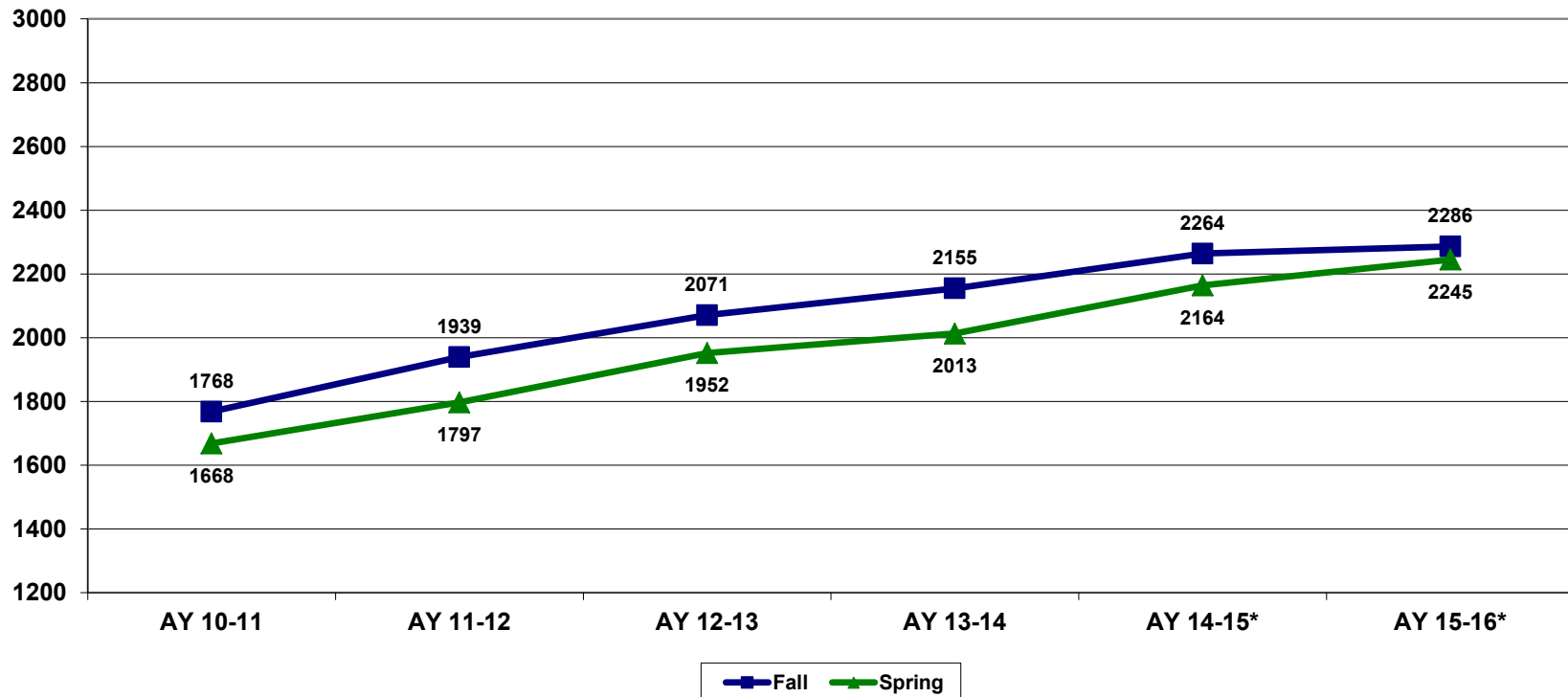
Prepared by the
Office of Assessment and Institutional Research

February 25, 2016

Graphs and Tables

	<u>Page(s)</u>
Undergraduate Enrollment (Headcount)	1
Graduate Enrollment (Headcount)	3
Total School Enrollment (Headcount).....	5
Fall to Spring Undergraduate Retention Rates.....	7
Fall to Spring Graduate Retention Rates.....	9
Fall/Spring Registration Summary - Official Census Statistics	11 - 20

Undergraduate Enrollment (Official, February 16, 2016)

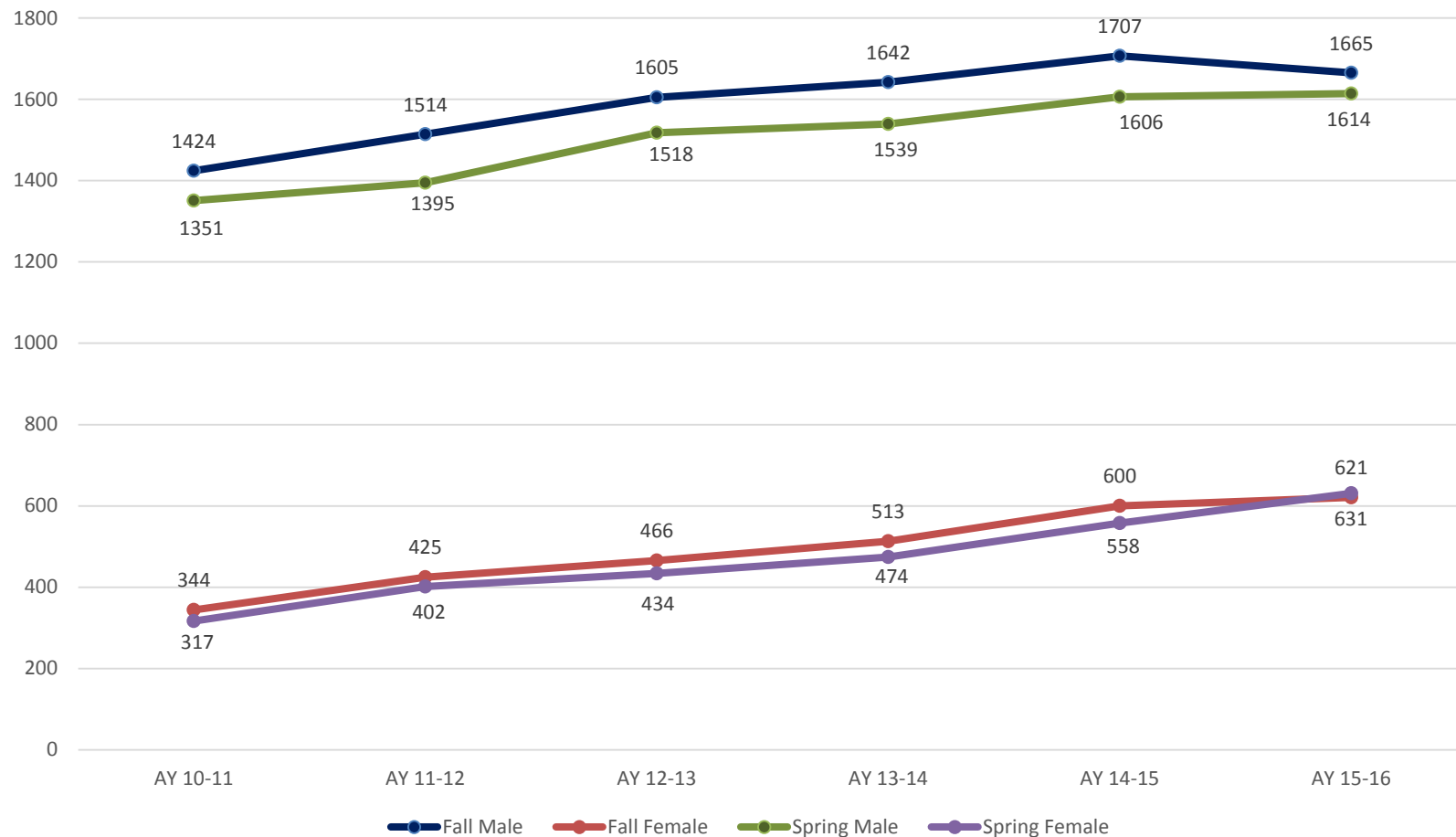


	AY 10-11	AY 11-12	AY 12-13	AY 13-14	AY 14-15*	AY 15-16*
Fall	1768	1939	2071	2155	2264	2286
Spring	1668	1797	1952	2013	2164	2245
% Drop F-S	-5.7%	-7.3%	-5.7%	-6.6%	-4.4%	-1.8%

* University Visitors are included in the overall Undergraduate Enrollment Headcount



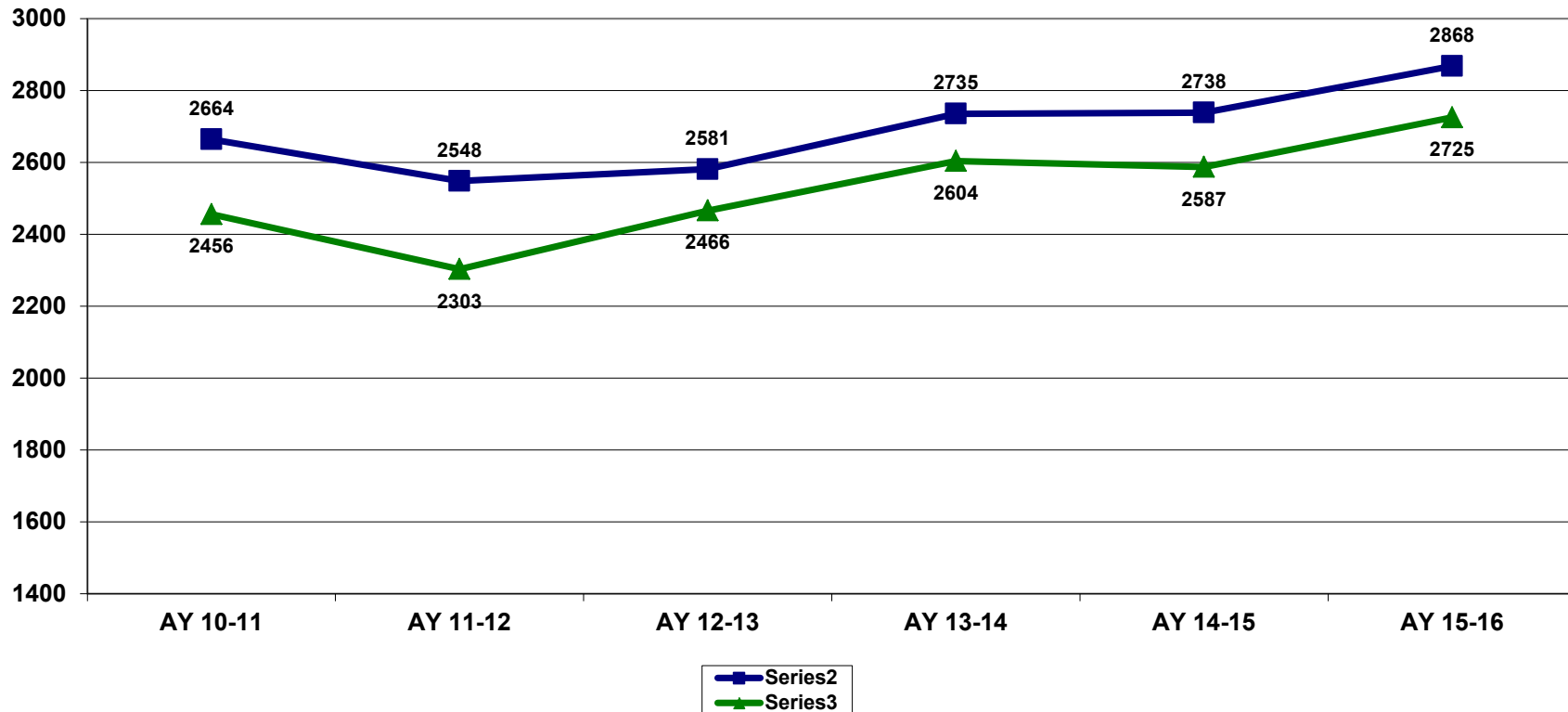
Overall Fall Undergraduate Enrollment Headcount by Gender



Term-Gender	AY 10-11	AY 11-12	AY 12-13	AY 13-14	AY 14-15	AY 15-16
Fall Male	1424	1514	1605	1642	1707	1665
Fall Female	344	425	466	513	600	621
Spring Male	1351	1395	1518	1539	1606	1614
Spring Female	317	402	434	474	558	631



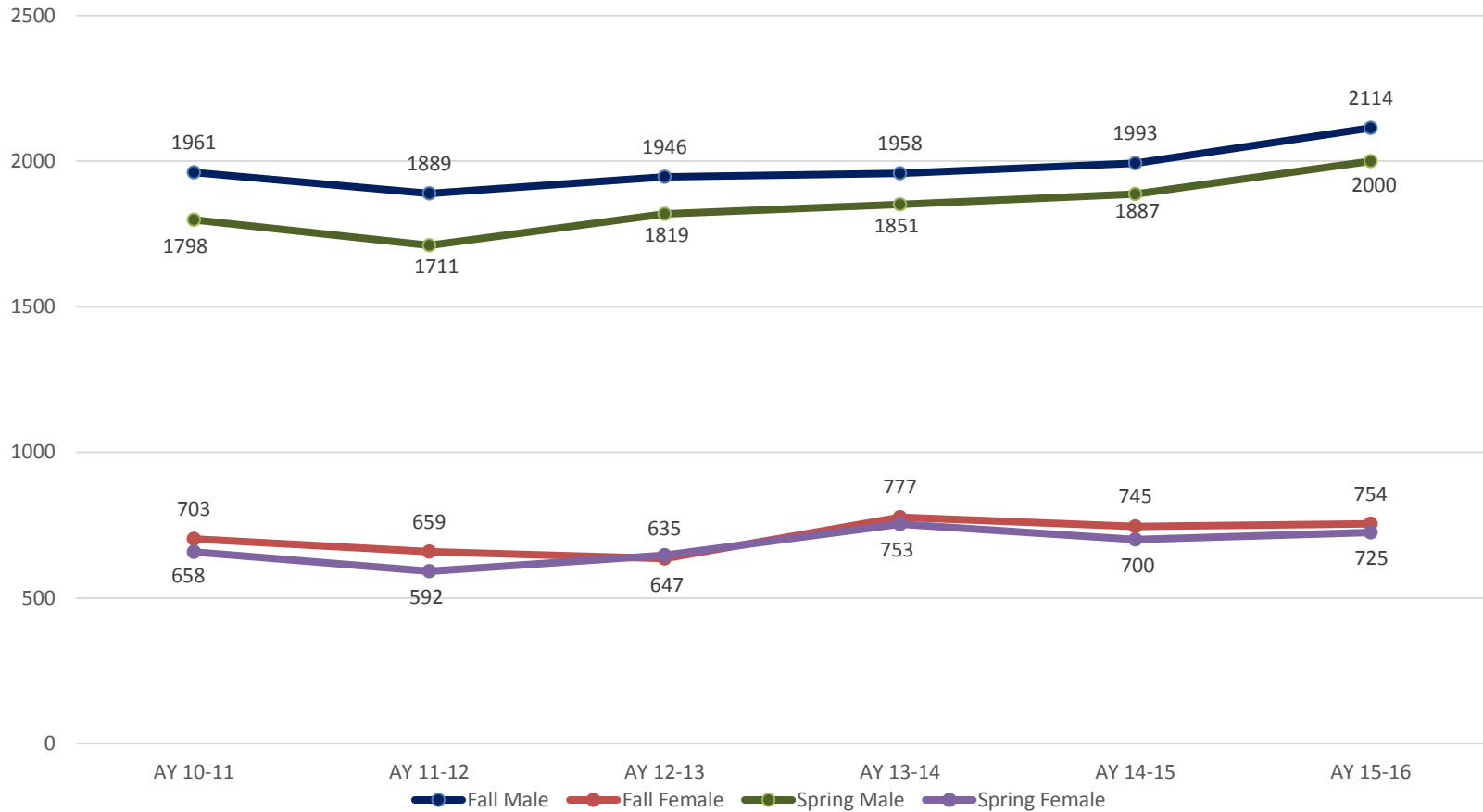
Graduate Enrollment (Official, February 16, 2016)



	AY 10-11	AY 11-12	AY 12-13	AY 13-14	AY 14-15	AY 15-16
Fall	2664	2548	2581	2735	2738	2868
Spring	2456	2303	2466	2604	2587	2725
% Drop F-S	-7.8%	-9.6%	-4.5%	-4.8%	-5.5%	-5.0%



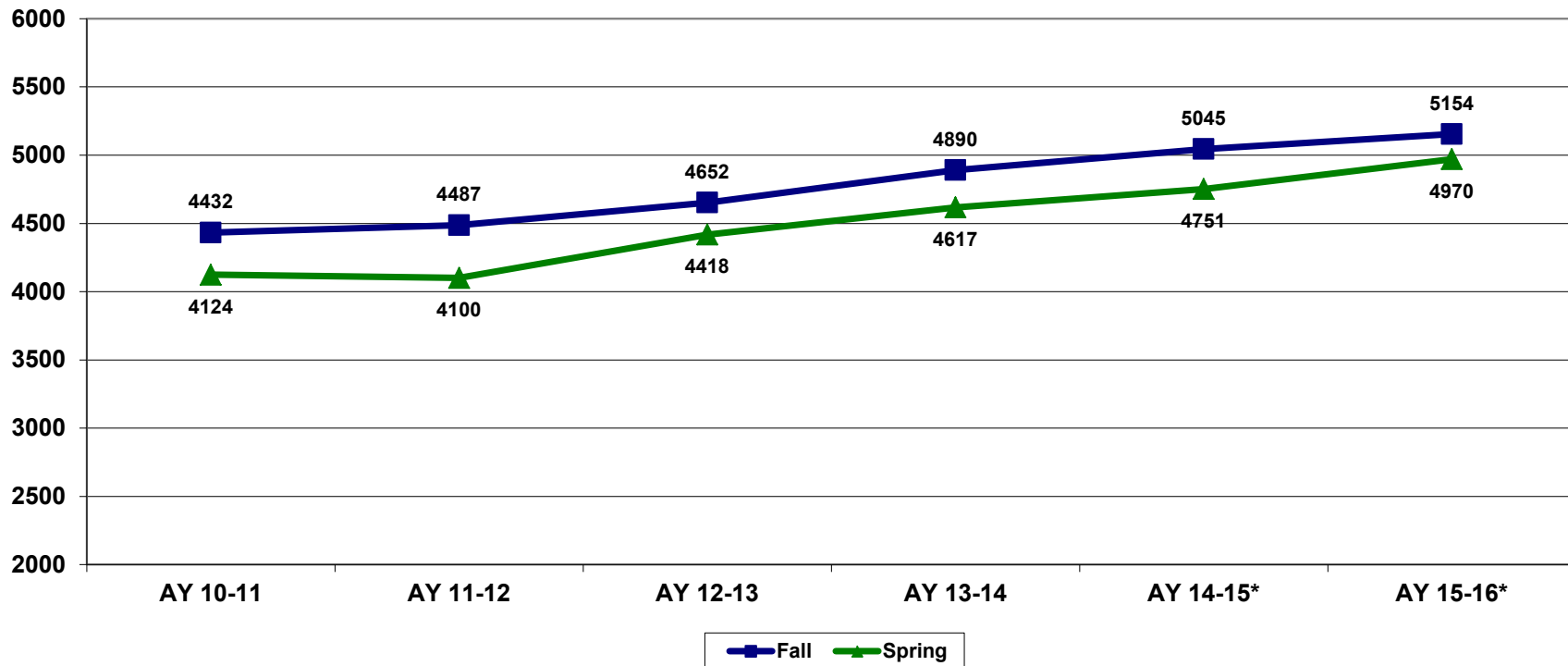
Academic Year Graduate Enrollment Headcount - Overall by Gender



Term-Gender	AY 10-11	AY 11-12	AY 12-13	AY 13-14	AY 14-15	AY 15-16
Fall Male	1961	1889	1946	1958	1993	2114
Fall Female	703	659	635	777	745	754
Spring Male	1798	1711	1819	1851	1887	2000
Spring Female	658	592	647	753	700	725



Total School Enrollment (Official, February 16, 2016)

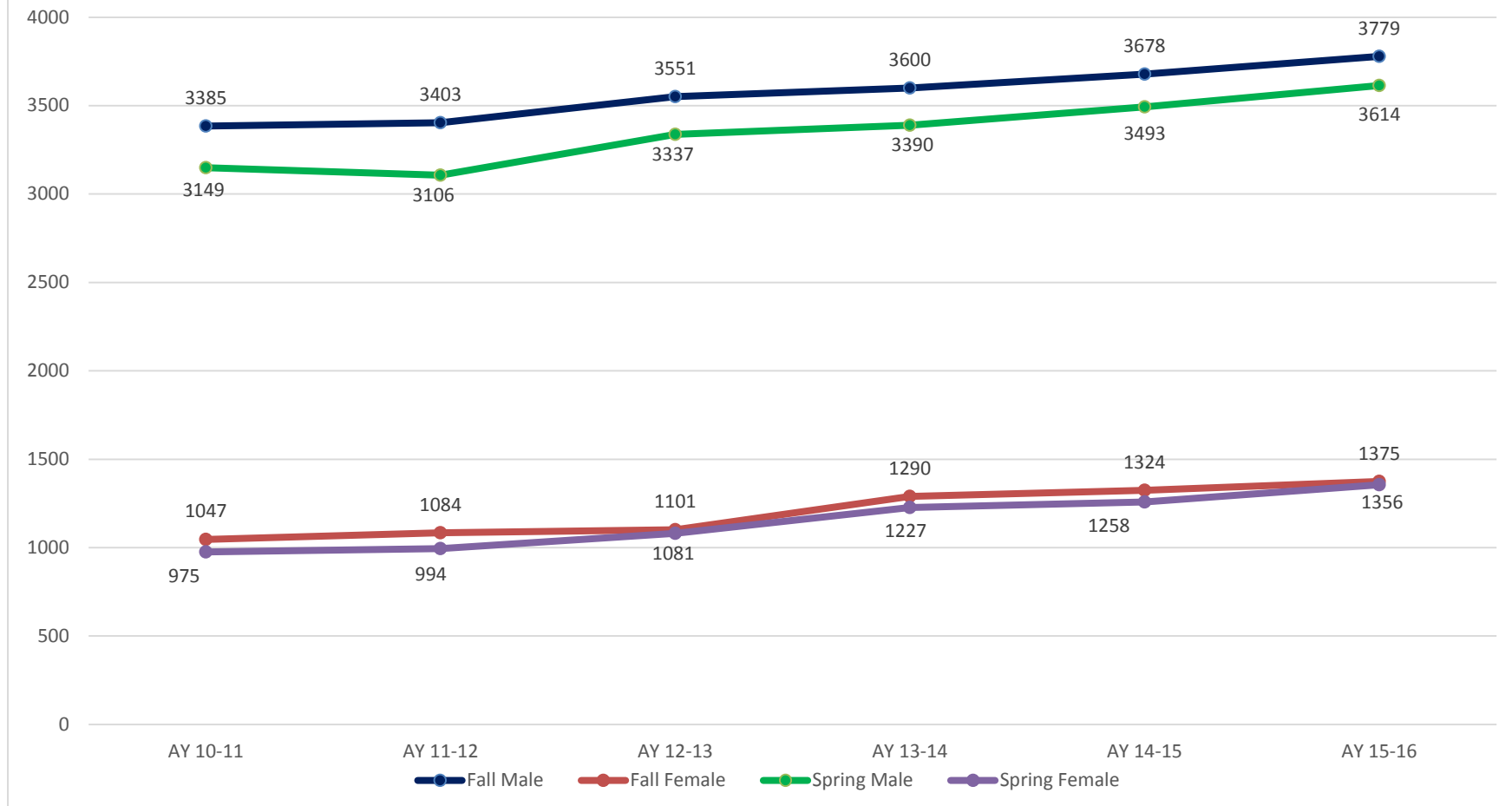


	AY 10-11	AY 11-12	AY 12-13	AY 13-14	AY 14-15*	AY 15-16*
Fall	4432	4487	4652	4890	5045	5154
Spring	4124	4100	4418	4617	4751	4970
% Drop F-1	-6.9%	-8.6%	-5.0%	-5.6%	-5.8%	-3.6%

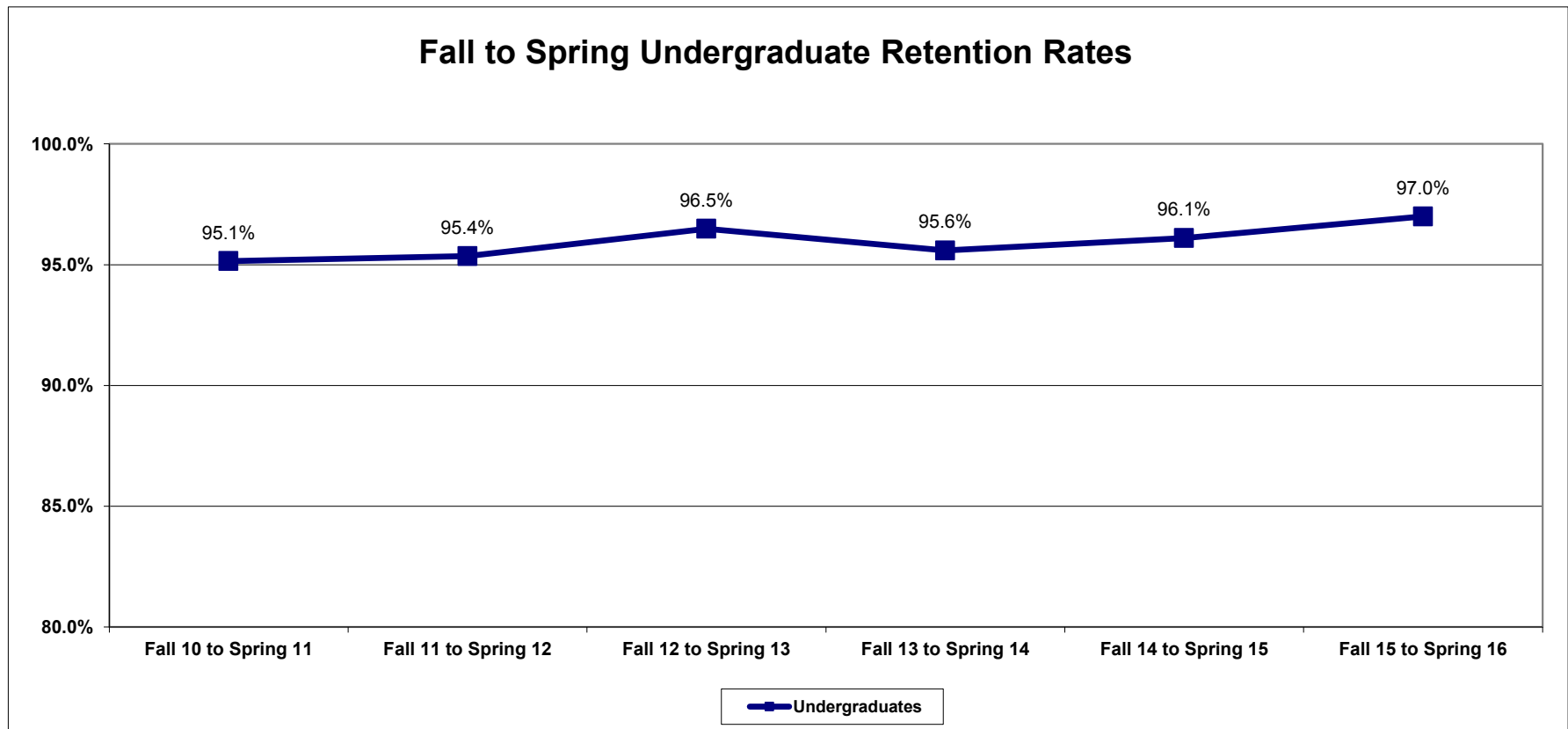
* University Visitors are included in the overall Undergraduate Enrollment Headcount



Total School Enrollment By Gender



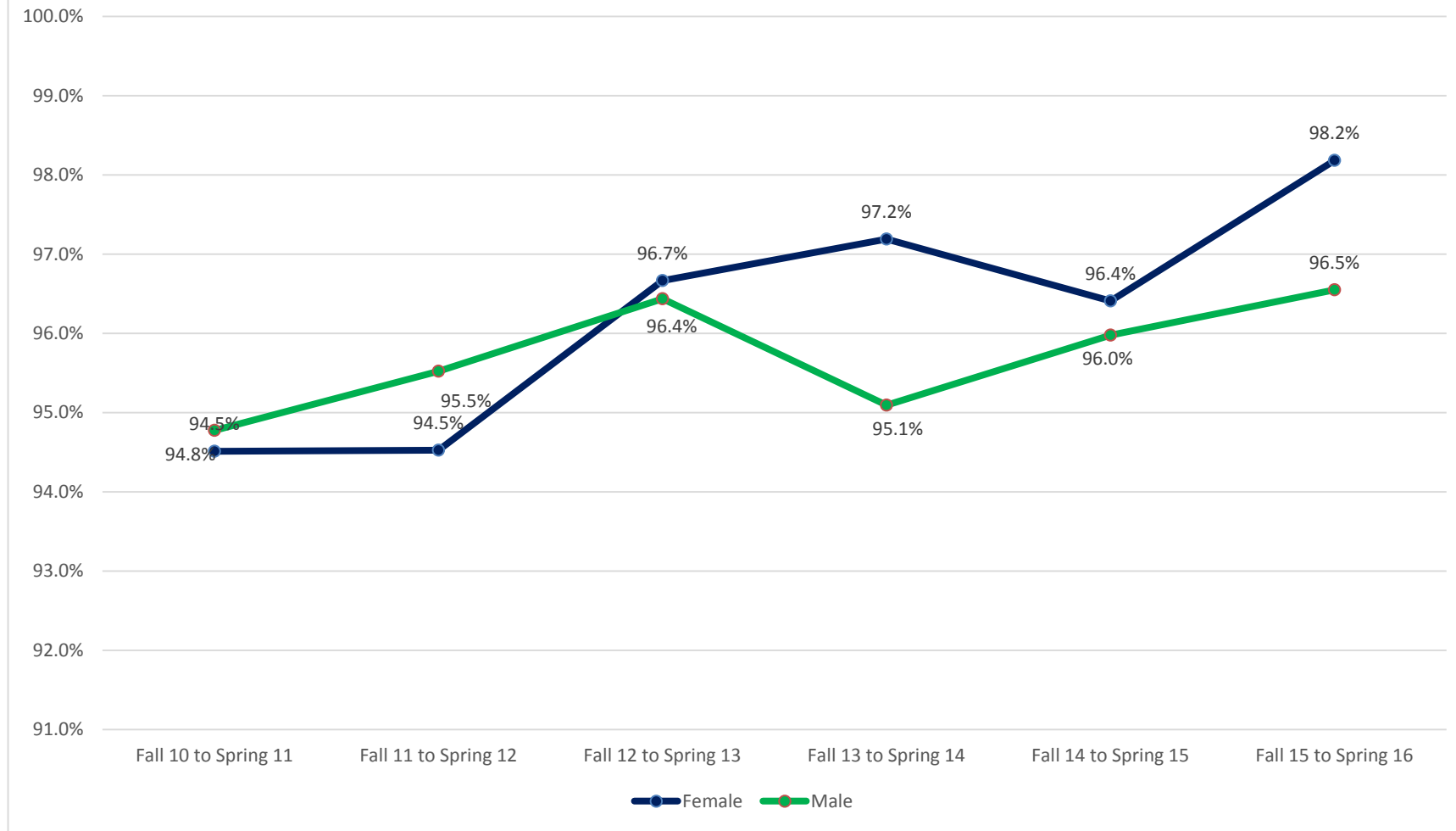
Term-Gender	AY 10-11	AY 11-12	AY 12-13	AY 13-14	AY 14-15	AY 15-16
Fall Male	3385	3403	3551	3600	3678	3779
Fall Female	1047	1084	1101	1290	1324	1375
Spring Male	3149	3106	3337	3390	3493	3614
Spring Female	975	994	1081	1227	1258	1356



Official Stats						
	Fall 10 to Spring 11	Fall 11 to Spring 12	Fall 12 to Spring 13	Fall 13 to Spring 14	Fall 14 to Spring 15	Fall 15 to Spring 16
Undergraduates	95.1%	95.4%	96.5%	95.6%	96.1%	97.0%

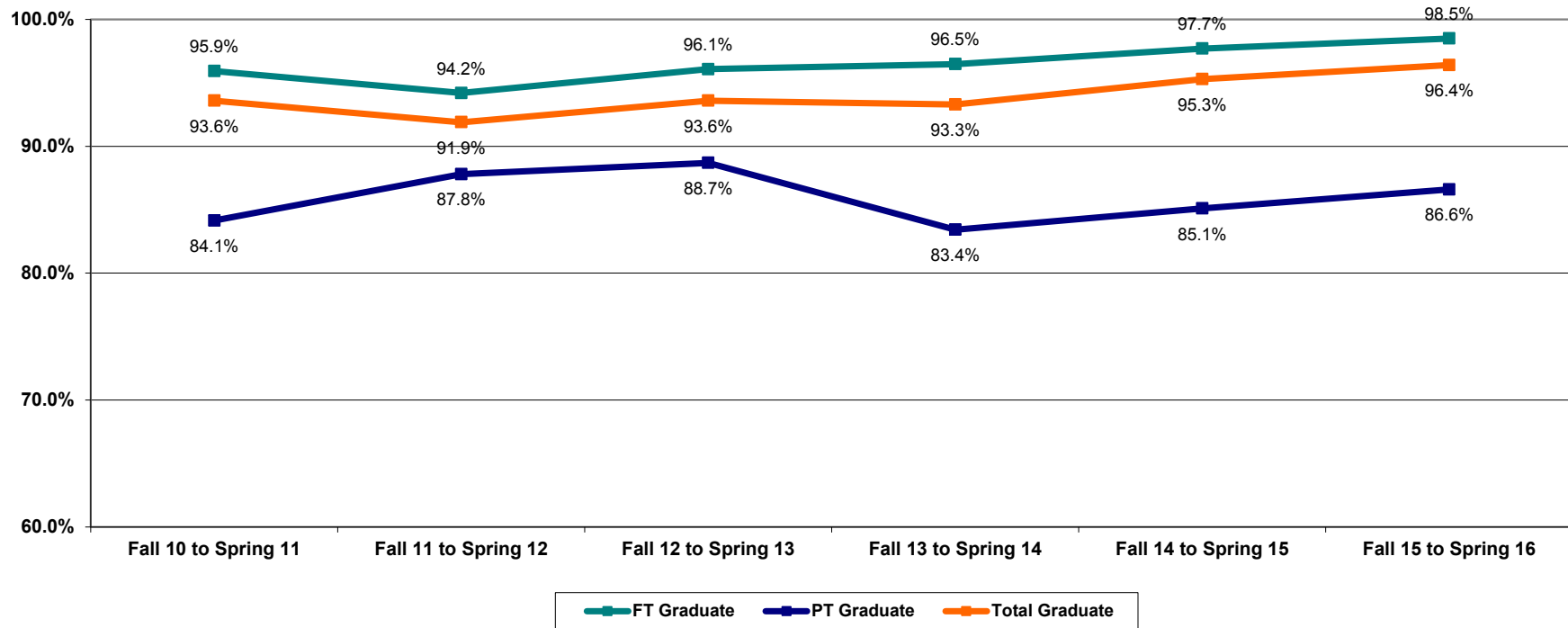


Fall to Spring Undergraduate Retention Rates by Gender



Official Stats	Fall 10 to Spring 11	Fall 11 to Spring 12	Fall 12 to Spring 13	Fall 13 to Spring 14	Fall 14 to Spring 15	Fall 15 to Spring 16
Female	94.5%	94.5%	96.7%	97.2%	96.4%	98.2%
Male	94.8%	95.5%	96.4%	95.1%	96.0%	96.5%

Fall to Spring Graduate Retention Rates

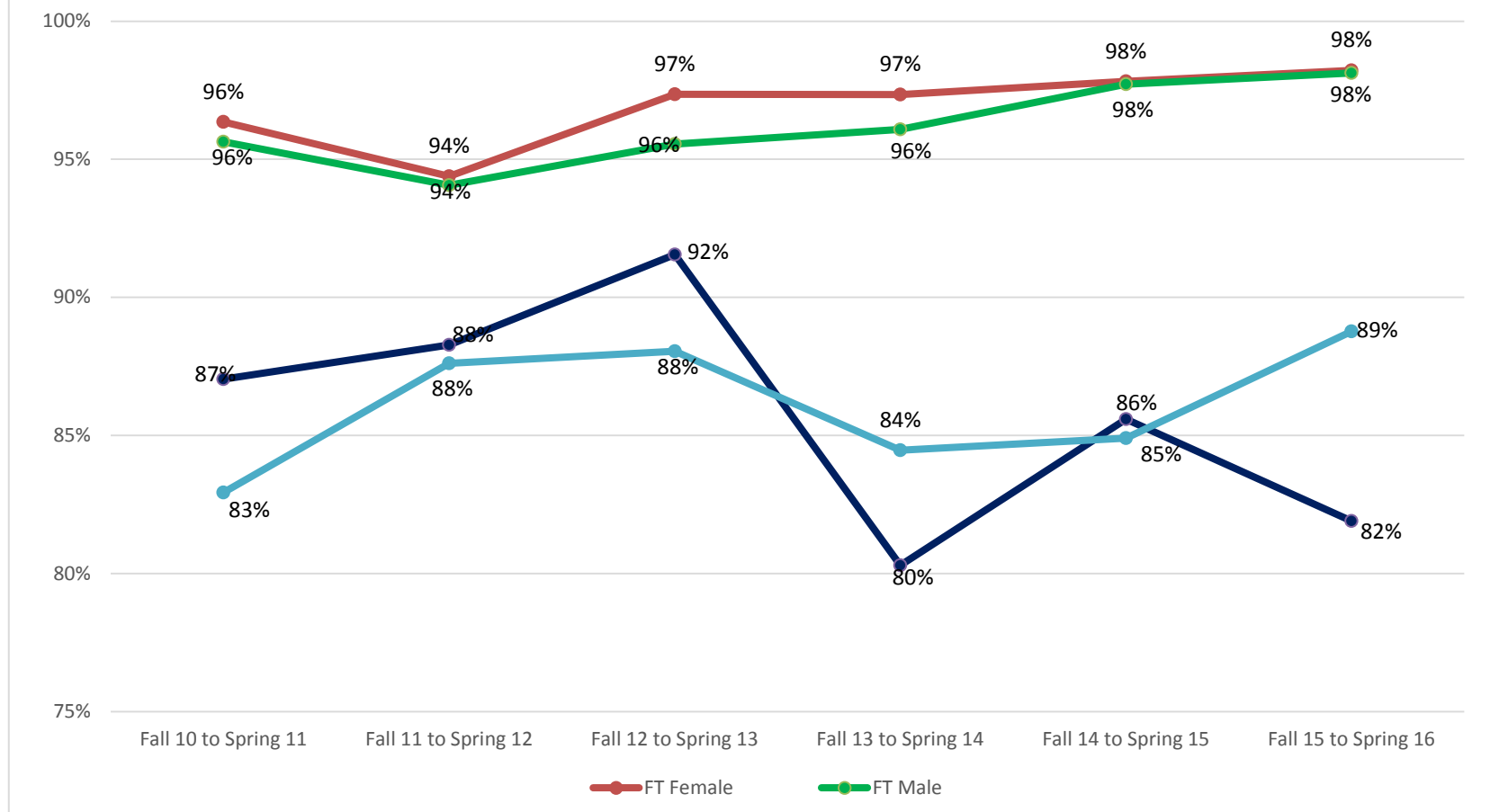


Official Stats

	Fall 10 to Spring 11	Fall 11 to Spring 12	Fall 12 to Spring 13	Fall 13 to Spring 14	Fall 14 to Spring 15	Fall 15 to Spring 16
FT Graduate	95.9%	94.2%	96.1%	96.5%	97.7%	98.5%
PT Graduate	84.1%	87.8%	88.7%	83.4%	85.1%	86.6%
Total Graduate	93.6%	91.9%	93.6%	93.3%	95.3%	96.4%

Note: Excludes Doctoral Students

Fall to Spring Graduate Retention Rates by Gender



Official Stats	Fall 10 to Spring 11	Fall 11 to Spring 12	Fall 12 to Spring 13	Fall 13 to Spring 14	Fall 14 to Spring 15	Fall 15 to Spring 16
FT Female	96%	94%	97%	97%	98%	98%
FT Male	96%	94%	96%	96%	98%	98%
PT Female	87%	88%	92%	80%	86%	82%
PT Male	83%	88%	88%	84%	85%	89%

Page 11 of 20

Spring 2016 Headcount Report

As of Census (02-16-2016)

				Graduate		
				Spring 2015	Spring 2016	% Change Since Last Year
				2/17/2015	2/16/2016	
Brooklyn	Continuing	Regular	Full-time	1308	1444	10.4%
			Part-time	885	889	0.5%
		Readmits	Full-time		3	NA
			Part-time	9	6	-33.3%
	New	Regular	Full-time	150	137	-8.7%
			Part-time	35	42	20.0%
		Visitors	Full-time			NA
			Part-time	18	15	-16.7%
BROAD Street	Continuing	Regular	Full-time	21	33	57.1%
			Part-time	35	36	2.9%
	New	Regular	Full-time	9	14	55.6%
			Part-time	1	6	500.0%
Tandon Online	Continuing	Regular	Full-time	5	9	80.0%
			Part-time	87	79	-9.2%
	New	Regular	Full-time	4	1	-75.0%
			Part-time	20	11	-45.0%
Totals	Total	Continuing	Full-time	1334	1489	11.6%
			Part-time	1016	1010	-0.6%
		NEW	Full-time	163	152	-6.7%
			Part-time	74	74	0.0%
		Total	Full-time	1497	1641	9.6%
			Part-time	1090	1084	-0.6%
		Total	Continuing	2350	2499	6.3%
			New	237	226	-4.6%
Grand Total				2587	2725	5.3%

Spring 2016 Graduate Seat Count As of Census (02-16-2016)

Subject	Manhattan	Brooklyn	From Other NYU Schools	Tandon Online	Tandon Online - From Other NYU Schools	To Other NYU Schools	Undergrads	Undergrads-Manhattan	Undergrads-From Other NYU Schools	Undergrads-From NYUAD	Undergrads-Tandon Online	Undergrads-Tandon Online From Other NYU Schools	Undergrads-To Other NYU Schools	To NYUSH	Undergrads-Tandon Online From NYUAD	To NYUAD	Total GRAD Seats
BE		60	3				19										82
BI		1		27							8						36
BT		102	1				7		4								114
BTE		34					1		1								36
CBE		29	4				29										62
CE	45	375		11			10		1		2						444
CM		88					23										111
CP		82															82
CS		1162	14	425	24		55				23						1703
DM		166	29				26		15								236
EL		1109	5	147			67		4	7	13				2		1354
FRE		1040	1				11										1052
IE		163		24			1										188
MA		31					4										35
ME		168	1				36		1								206
MG	50	1069	5	178			4				1						1307
MN		41		11													52
PH		16					11										27
RE		11															11
TR		133	1				2										136
zCUSP						12											12
zGSAS						150							8				158
zNYUAD																2	2
zSPS						36											36
zSCEHD						13							3				16
zSTERN-G						27											27
zTISCH						4							3				7
zUC-G						2							1				3
zWSPS-G						19							1				20
Total GRAD Seats	95	5880	64	823	24	263	306	0	26	7	47	0	16	0	2	2	7555

Spring 2016 Graduate Credit Count As of Census (02-16-2016)

Subject	Manhattan	Brooklyn	From Other NYU Schools	Tandon Online	Tandon Online - From Other NYU Schools	To Other NYU Schools	Undergrads	Undergrads-Manhattan	Undergrads-From Other NYU Schools	Undergrads-From NYUAD	Undergrads-Tandon Online	Undergrads-Tandon Online From Other NYU Schools	Undergrads-To Other NYU Schools	To NYUSH	Undergrads-Tandon Online From NYUAD	To NYUAD	Total GRAD Credits
BE		165	9				57										231.0
BI		3		81							24						108.0
BT		255	3				15		9								282.0
BTE		102					3		3								108.0
CBE		96	12				87										195.0
CE	135	1130.5		33			30		3		6						1337.5
CM		174					3										177.0
CP		123															123.0
CS		3505.5	40	1275	72		163.5				69						5125.0
DM		360	87				78		45								570.0
EL		3054	15	423			198		12	21	33				6		3762.0
FRE		1696.5	3				21										1720.5
IE		489		72			3										564.0
MA		105					12										117.0
ME		531	3				111		3								648.0
MG	150	3160.5	15	481.5			12				1.5						3820.5
MN		123		33													156.0
PH		43.5					33										76.5
RE																	0.0
TR		298.5	3				3										304.5
zCUSP						36											36.0
zGSAS						329							18				347.0
zNYUAD																6	6.0
zSPS						37.5											37.5
zSCEHD						28							9				37.0
zSTERN-G						70.5											70.5
zTISCH						16							4				20.0
zUC-G						6							3				9.0
zWSPS-G						42							1.5				43.5
Total GRAD Credits	285	15415	190	2398.5	72	565	829.5	0	75	21	133.5	0	35.5	0	6	6	20032.0



**TANDON SCHOOL
OF ENGINEERING**

Spring 2016 Undergraduate Seat Count As of Census (02-16-2016)

Subject	Brooklyn	Manhattan	From NYUAD	From Other NYU Schools	Grads	To NYUAD	To Other NYU Schools	Special Sessions & SoE Exchange	Grads To NYUAD	Tandon Study Abroad	Undergrads-Tandon Online	Undergrads-Tandon Online From Other NYU Schools	Grads-To Other NYU Schools	To NYUSH	Grads - From Other NYU Schools	Total UGRD Seats
AE	50		2					1								53
BMS	456		3	2	5											466
CAM	69			1												70
CBE	378		3	1				4								386
CE	758		15	10	13			1								797
CM	905			1	2			4								912
CP	6															6
CS	2268		16	42				12								2338
DM	190		2	66				2								260
EE	1402		29	82				17								1530
EG	583			24				9								616
EN	91															91
FIN	53		1	3				1								58
GS	43															43
HI	23										15					38
IS										3						3
MA	1288			7	7			5								1307
MD	18			1												19
ME	1033		36	13				6								1088
MG	286		2	2				15								305
MT	57							1								58
PH	2004			14	1											2019
PL	176		1	1				1								179
PS	84															84
SEG	36															36
SL	27															27
STS	204			2												206
SU								22								22
URB	157			7				1								165
zCAS							486						2			488
zCAS-EXPOS							615									615
zGSIS							5									5
zNYUAD						31										31
zNYUSH														7		7
zSPS							17									17
zSSCEHD							289									289
zSSSW							4									4
zSTERN-U							40									40
zTISCH							44									44
zUC-U							4									4
zWSPS-U							13									13
Total UGRD Seats	12645	0	110	279	28	31	1517	102	0	3	15	0	2	7	0	14739



Subject	Brooklyn	Manhattan	From NYUAD	From Other NYU Schools	Grads	To NYUAD	To Other NYU Schools	Special Sessions & SoE Exchange	Grads To NYUAD	Tandon Study Abroad	Undergrads-Tandon Online	Undergrads-Tandon Online From Other NYU Schools	Grads-To Other NYU Schools	To NYUSH	Grads - From Other NYU Schools	Total UGRD Credits
AE	150		6					3								159.0
BMS	754		4	4	8											770.0
CAM	276			4												280.0
CBE	1069		9	2				12								1092.0
CE	1614		33	17	24			3								1691.0
CM	1695			1	3			8								1707.0
CP	9															9.0
CS	5089		43	104				30								5266.0
DM	571		6	197				6								780.0
EE	2086		55	111				23								2275.0
EG	583			24				33								640.0
EN	364															364.0
FIN	159		3	9				3								174.0
GS																0.0
HI	92										60					152.0
IS										36						36.0
MA	4675			27	28			20								4750.0
MD	72			4												76.0
ME	2349		76	20				14								2459.0
MG	1023		4	4				54								1085.0
MT	143							3								146.0
PH	3025			21	4											3050.0
PL	704		4	4				4								716.0
PS	336															336.0
SEG	144															144.0
SL																0.0
STS	786			8												794.0
SU																0.0
URB	628			28				4								660.0
zCAS							1347						4			1351.0
zCAS-EXPOS							2460									2460.0
zGSIS							20									20.0
zNYUAD						66										66.0
zNYUSH														14		14.0
zSPS							38									38.0
zSSCEHD							616									616.0
zSSSW							8									8.0
zSTERN-U							144									144.0
zTISCH							127									127.0
zUC-U							16									16.0
zWSPS-U							48									48.0
Total UGRD Credits	28396	0	243	589	67	66	4824	220	0	36	60	0	4	14	0	34519.0

Spring Graduate Enrollment Comparison As of Census (02-16-2016)

Calculated_Department Ld	Academic Load	Spring 2015 2/17/2015			Spring 2016 2/16/2016			% Change		
		CON	NEW	Grand Total	CON	NEW	Grand Total	% Change in Continuing Students	% Change in New Students	% Change in Total Students
Dept. of Applied Physics	FT	1		1	2	1	3	100.0%	NA	200.0%
	PT	3		3	3		3	0.0%	NA	0.0%
Dept. of Applied Physics Total		4		4	5	1	6	25.0%	NA	50.0%
Dept. of Chemical & Biomolecular Engineering	FT	76	9	85	88	3	91	15.8%	-66.7%	7.1%
	PT	45		45	35	1	36	-22.2%	NA	-20.0%
Dept. of Chemical & Biomolecular Engineering Total		121	9	130	123	4	127	1.7%	-55.6%	-2.3%
Dept. of Civil & Urban Engineering	FT	116	23	139	127	26	153	9.5%	13.0%	10.1%
	PT	92	15	107	130	16	146	41.3%	6.7%	36.4%
Dept. of Civil & Urban Engineering Total		208	38	246	257	42	299	23.6%	10.5%	21.5%
Dept. of Computer Science & Engineering	FT	332	16	348	339	28	367	2.1%	75.0%	5.5%
	PT	336	7	343	258	9	267	-23.2%	28.6%	-22.2%
Dept. of Computer Science & Engineering Total		668	23	691	597	37	634	-10.6%	60.9%	-8.2%
Dept. of Electrical and Computer Engineering	FT	345	55	400	418	31	449	21.2%	-43.6%	12.3%
	PT	221	6	227	230	5	235	4.1%	-16.7%	3.5%
Dept. of Electrical and Computer Engineering Total		566	61	627	648	36	684	14.5%	-41.0%	9.1%
Dept. of Finance and Risk Engineering	FT	161		161	105	1	106	-34.8%	NA	-34.2%
	PT	115		115	135	1	136	17.4%	NA	18.3%
Dept. of Finance and Risk Engineering Total		276		276	240	2	242	-13.0%	NA	-12.3%
Dept. of Interdisciplinary Studies	FT	5	2	7	6		6	20.0%	-100.0%	-14.3%
	PT	9	1	10	12	2	14	33.3%	100.0%	40.0%
Dept. of Interdisciplinary Studies Total		14	3	17	18	2	20	28.6%	-33.3%	17.6%
Dept. of Mathematics	FT	19	1	20	21		21	10.5%	-100.0%	5.0%
	PT	7		7	4	2	6	-42.9%	NA	-14.3%
Dept. of Mathematics Total		26	1	27	25	2	27	-3.8%	100.0%	0.0%
Dept. of Mechanical & Aerospace Engineering	FT	47	10	57	52	7	59	10.6%	-30.0%	3.5%
	PT	21		21	28		28	33.3%	NA	33.3%
Dept. of Mechanical & Aerospace Engineering Total		68	10	78	80	7	87	17.6%	-30.0%	11.5%
Dept. of Technology Management & Innovation	FT	209	41	250	306	49	355	46.4%	19.5%	42.0%
	PT	148	20	168	154	21	175	4.1%	5.0%	4.2%
Dept. of Technology Management & Innovation Total		357	61	418	460	70	530	28.9%	14.8%	26.8%
Dept. of Technology, Culture & Society	FT	23	6	29	25	6	31	8.7%	0.0%	6.9%
	PT	19	1	20	20	2	22	5.3%	100.0%	10.0%
Dept. of Technology, Culture & Society Total		42	7	49	45	8	53	7.1%	14.3%	8.2%
Visitors/Undeclared	FT							NA	NA	NA
	PT		24	24	1	15	16	NA	-37.5%	-33.3%
Visitors Total			24	24	1	15	16	NA	-37.5%	-33.3%

Total GRAD	FT	1334	163	1497	1489	152	1641	11.6%	-6.7%	9.6%
	PT	1016	74	1090	1010	74	1084	-0.6%	0.0%	-0.6%
Overall Total		2350	237	2587	2499	226	2725	6.3%	-4.6%	5.3%

Spring Undergraduate Enrollment Comparison As of Census (02-16-2016)

Department	Academic Load	Fall 2014 2/17/2015			Fall 2015 2/16/2016			% Change		
		CON	NEW	Grand Total	CON	NEW	Grand Total	% Change in Continuing Students	% Change in New Students	% Change in Total Students
Dept. of Applied Physics	FT	53		53	45		45	-15.1%	NA	-15.1%
	PT	3		3	3		3	0.0%	NA	0.0%
Dept. of Applied Physics Total		56		56	48		48	-14.3%	NA	-14.3%
Dept. of Chemical & Biomolecular Engineering	FT	323		323	344	2	346	6.5%	NA	7.1%
	PT	12		12	9		9	-25.0%	NA	-25.0%
Dept. of Chemical & Biomolecular Engineering Total		335		335	353	2	355	5.4%	NA	6.0%
Dept. of Civil & Urban Engineering	FT	218	1	219	186	3	189	-14.7%	200.0%	-13.7%
	PT	13	1	14	16		16	23.1%	-100.0%	14.3%
Dept. of Civil & Urban Engineering Total		231	2	233	202	3	205	-12.6%	50.0%	-12.0%
Dept. of Computer Science & Engineering ¹	FT	358	2	360	412	1	413	15.1%	-50.0%	14.7%
	PT	21		21	18		18	-14.3%	NA	-14.3%
Dept. of Computer Science & Engineering Total¹		379	2	381	430	1	431	13.5%	-50.0%	13.1%
BS Computer Engineering ²	FT	152	1	153	150	2	152	-1.3%	100.0%	-0.7%
	PT	6		6	4		4	-33.3%	NA	-33.3%
BS Computer Engineering Total²		158	1	159	154	2	156	-2.5%	100.0%	-1.9%
BS Electrical and Computer Engineering ³	FT	61		61	75	2	77	23.0%	NA	26.2%
	PT	1		1	1		1	0.0%	NA	0.0%
BS Electrical and Computer Engineering Total³		62		62	76	2	78	22.6%	NA	25.8%
Dept. of Electrical and Computer Engineering ⁴	FT	185	1	186	174		174	-5.9%	-100.0%	-6.5%
	PT	7		7	3		3	-57.1%	NA	-57.1%
Dept. of Electrical and Computer Engineering Total⁴		192	1	193	177		177	-7.8%	-100.0%	-8.3%
Dept. of Mathematics	FT	65		65	56		56	-13.8%	NA	-13.8%
	PT	1	2	3	3		3	200.0%	-100.0%	0.0%
Dept. of Mathematics Total		66	2	68	59		59	-10.6%	-100.0%	-13.2%
Dept. of Mechanical & Aerospace Engineering	FT	368	1	369	362	2	364	-1.6%	100.0%	-1.4%
	PT	23		23	26		26	13.0%	NA	13.0%
Dept. of Mechanical & Aerospace Engineering Total		391	1	392	388	2	390	-0.8%	100.0%	-0.5%
Dept. of Technology Management & Innovation	FT	104		104	120		120	15.4%	NA	15.4%
	PT	3		3	1		1	-66.7%	NA	-66.7%
Dept. of Technology Management & Innovation Total		107		107	121		121	13.1%	NA	13.1%
Dept. of Technology, Culture & Society	FT	92	1	93	134	4	138	45.7%	300.0%	48.4%
	PT	3		3	3		3	0.0%	NA	0.0%
Dept. of Technology, Culture & Society Total		95	1	96	137	4	141	44.2%	300.0%	46.9%
Undeclared	FT	55		55	29		29	-47.3%	NA	-47.3%
	PT	1		1	1		1	0.0%	NA	0.0%
Undeclared Total		56		56	30		30	-46.4%	NA	-46.4%
Total Tandon School of Engineering Undergraduate Enrollment	FT	2034	7	2041	2087	16	2103	2.6%	128.6%	3.0%
	PT	94	3	97	88	0	88	-6.4%	-100.0%	-9.3%
Overall Total		2128	10	2138	2175	16	2191	2.2%	60.0%	2.5%
University Visitors	FT		13	13		14	14	NA	7.7%	7.7%
	PT		13	13		40	40	NA	207.7%	207.7%
Visitors Total			26	26		54	54	NA	107.7%	107.7%

1. Computer Science and Engineering Department Totals exclude BS Computer Engineering (One half of enrollment) and BS Electrical and Computer Engineering (one thirds of the enrollment)

2. BS Computer Engineering enrollment is enrollment is equally shared between CSE and ECE.

3. BS Electrical and Computer Engineering enrollment is divided one third CSE and two thirds ECE

4. Electrical and Computer Engineering Department Totals exclude BS Computer Engineering (One half of enrollment) and BS Electrical and Computer Engineering (two thirds of the enrollment)

Acronym/Glossary

(Page 1 / 2)

S.no	Seat/Credit Career	Seat/Credit Count Column Name	Enrollment Description
01	UGRD	Brooklyn	TSOE Students Enrolled in TSOE Courses at Brooklyn Location
02	UGRD	From NYUAD	NYUAD Students Enrolled in TSOE Courses
03	UGRD	From Other NYU Schools	Non-TSOE Students Enrolled in TSOE Courses*
04	UGRD	Grads	TSOE GRAD Students Enrolled in TSOE UGRD Courses
05	UGRD	To NYUAD	TSOE Students Enrolled in Courses at NYUAD
06	UGRD	To Other NYU Schools	TSOE Students Enrolled in Courses at Other NYU Schools*
07	UGRD	Special Sessions & SoE Exchange	Non-TSOE in TSOE Courses
08	UGRD	Grads To NYUAD	TSOE GRAD Students Enrolled in UGRD Courses at NYUAD
09	UGRD	Manhattan	TSOE Students Enrolled in TSOE Courses at Manhattan Location
10	UGRD	Tandon Study Abroad	Study Abroad Enrollment
11	UGRD	Undergrads-Tandon Online	TSOE UGRD Students Enrolled in Tandon Online Courses
12	UGRD	Undergrads-Tandon Online From Other NYU Schools	Non-TSOE UGRD Students Enrolled in TSOE Courses*
13	UGRD	Grads-To Other NYU Schools	TSOE GRAD Students Enrolled in UGRD Courses at Other NYU Schools
14	UGRD	To NYUSH	TSOE Students Enrolled in Courses at NYUSH
15	UGRD	Grads - From Other NYU Schools	Non-TSOE GRAD Students Enrolled in TSOE UGRD Courses

S.no	Seat/Credit Career	Seat/Credit Count Column Name	Enrollment Description
01	GRAD	Manhattan	TSOE Students Enrolled in TSOE Courses at Manhattan Location
02	GRAD	Brooklyn	TSOE Students Enrolled in TSOE Courses at Brooklyn Location
03	GRAD	From Other NYU Schools	Non-TSOE Students Enrolled in TSOE Courses*
04	GRAD	Tandon Online	TSOE GRAD Students Enrolled in Tandon Online Courses
05	GRAD	Tandon Online - From Other NYU Schools	Non- TSOE GRAD Students Enrolled in Tandon Online Courses
06	GRAD	To Other NYU Schools	TSOE Students Enrolled in Courses at Other NYU Schools*
07	GRAD	Undergrads	TSOE UGRD Students Enrolled in TSOE GRAD Courses at Brooklyn Location
08	GRAD	Undergrads-Manhattan	TSOE UGRD Students Enrolled in TSOE GRAD Courses at Manhattan Location
09	GRAD	Undergrads-From Other NYU Schools	Non-TSOE UGRD Students Enrolled in TSOE GRAD Courses*
10	GRAD	Undergrads-From NYUAD	NYUAD UGRD Students in TSOE GRAD Courses
11	GRAD	Undergrads-Tandon Online	TSOE UGRD Students Enrolled in Tandon Online Courses
12	GRAD	Undergrads-Tandon Online From Other NYU Schools	Non-TSOE UGRD Students Enrolled in TSOE GRAD Tandon Online Courses*
13	GRAD	Undergrads-To Other NYU Schools	TSOE UGRD Students Enrolled in GRAD Courses at Other NYU Schools*
14	GRAD	To NYUSH	TSOE GRAD Students in Courses at NYUSH
15	GRAD	Undergrads-Tandon Online From NYUAD	NYUAD UGRD Students Enrolled in TSOE GRAD Tandon Online Courses
16	GRAD	To NYUAD	TSOE GRAD Students in GRAD Courses at NYUAD

UGRD = Undergraduate

GRAD = Graduate

TSOE = Tandon School of Engineering

NYUAD = NYU Abu Dhabi

NYUSH = NYU Shanghai

* Excludes NYUAD and NYUSH

Acronym/Glossary

(Page 2 / 2)

Subject Area	Subject Area Home School	Subject Area Home School Department
AE	Tandon School of Engineering	Dept. of Mechanical & Aerospace Engineering
AH	Tandon School of Engineering	Dept. of Technology, Culture & Society
BE	Tandon School of Engineering	Dept. of Chemical & Biomolecular Engineering
BI	Tandon School of Engineering	Dept. of Interdisciplinary Studies
BMS	Tandon School of Engineering	Dept. of Chemical & Biomolecular Engineering
BT	Tandon School of Engineering	Dept. of Chemical & Biomolecular Engineering
BTE	Tandon School of Engineering	Dept. of Chemical & Biomolecular Engineering
CAM	Tandon School of Engineering	Dept. of Technology, Culture & Society
CBE	Tandon School of Engineering	Dept. of Chemical & Biomolecular Engineering
CE	Tandon School of Engineering	Dept. of Civil & Urban Engineering
CM	Tandon School of Engineering	Dept. of Chemical & Biomolecular Engineering
CP	Tandon School of Engineering	Wasserman Center for Career Development
CS	Tandon School of Engineering	Dept. of Computer Science & Engineering
DM	Tandon School of Engineering	Dept. of Technology, Culture & Society
EE	Tandon School of Engineering	Dept. of Electrical & Computer Engineer
EG	Tandon School of Engineering	Dept. of General Engineering
EL	Tandon School of Engineering	Dept. of Electrical & Computer Engineer
EN	Tandon School of Engineering	Dept. of Technology, Culture & Society
EX	Tandon School of Engineering	Registrar
FIN	Tandon School of Engineering	Dept. of Finance and Risk Engineering
FRE	Tandon School of Engineering	Dept. of Finance and Risk Engineering
GS	Tandon School of Engineering	Dept. of General Studies
HE	Tandon School of Engineering	TSOE Undergraduate Academics
HI	Tandon School of Engineering	Dept. of Technology, Culture & Society
IE	Tandon School of Engineering	Dept. of Technology Management & Innovation
MA	Tandon School of Engineering	Dept. of Mathematics
MAINT	Tandon School of Engineering	Registrar
MD	Tandon School of Engineering	Dept. of Technology, Culture & Society
ME	Tandon School of Engineering	Dept. of Mechanical & Aerospace Engineering
MG	Tandon School of Engineering	Dept. of Technology Management & Innovation
MN	Tandon School of Engineering	Dept. of Technology Management & Innovation
MT	Tandon School of Engineering	Dept. of Mechanical & Aerospace Engineering
PH	Tandon School of Engineering	Dept. of Applied Physics
PL	Tandon School of Engineering	Dept. of Technology, Culture & Society
PS	Tandon School of Engineering	Dept. of Technology, Culture & Society
RE	Tandon School of Engineering	Registrar
RSK	Tandon School of Engineering	Dept. of Finance and Risk Engineering
SEG	Tandon School of Engineering	Dept. of Technology, Culture & Society
SL	Tandon School of Engineering	Dept. of Student Life
STS	Tandon School of Engineering	Dept. of Technology, Culture & Society
TR	Tandon School of Engineering	Dept. of Civil & Urban Engineering
URB	Tandon School of Engineering	Dept. of Technology, Culture & Society
zCAS	College of Arts and Science	
zCAS-EXPOS	College of Arts and Science - Expository Writing	
zCoN	College of Nursing	
zCUSP	Ctr for Urban Sci and Progress	
zGSAS	Graduate School Arts & Science	
zGSIS	Gallatin Schl Individual Stdy	
zNYU-AC	Administrative College	
zNYUAD	NYU Abu Dhabi	
zNYUSH	NYU Shanghai Undergraduate	
zSL	School of Law	
zSPS	Sch Profsnl Std	
zSCEHD	Steinhardt Sch Cult Ed Hum Dev	
zSSSW	Silver School of Social Work	
zSTERN-G	Stern Schl Business-Grad Div	
zSTERN-U	Stern Schl Business-Undergrad	
zTISCH	Tisch School of the Arts	
zUC-U	University College Undergrad	
zUC-G	University College	
zWSPS-G	Wagner Grad Schl Public Srvc	
zWSPS-U	Wagner Schl Public Srvc UGRD	

Acronym (Enrollment Headcount Report)

UGRD = Undergraduate

GRAD = Graduate

TSOE = Tandon School of Engineering

Freshmen* = Summer New Freshmen students are included in Fall New Freshmen cohort as per IPEDS

UGRD Quick Admits (3+2 Program) = These students start at College of Arts & Science (zCAS) and after completing 3 years they are admitted to TSOE and receive dual degrees (one from zCAS and the other from TSOE)

Transfers : Non-NYU New Transfer Students

Inter-School Transfers: Non-TSOE Students from other-NYU schools matriculated into TSOE Academic Programs

Visitors-SU = General Visiting Student, Global Programs Exchange, Science without Borders and Urban Assembly Institute of Math & Science for Young Women